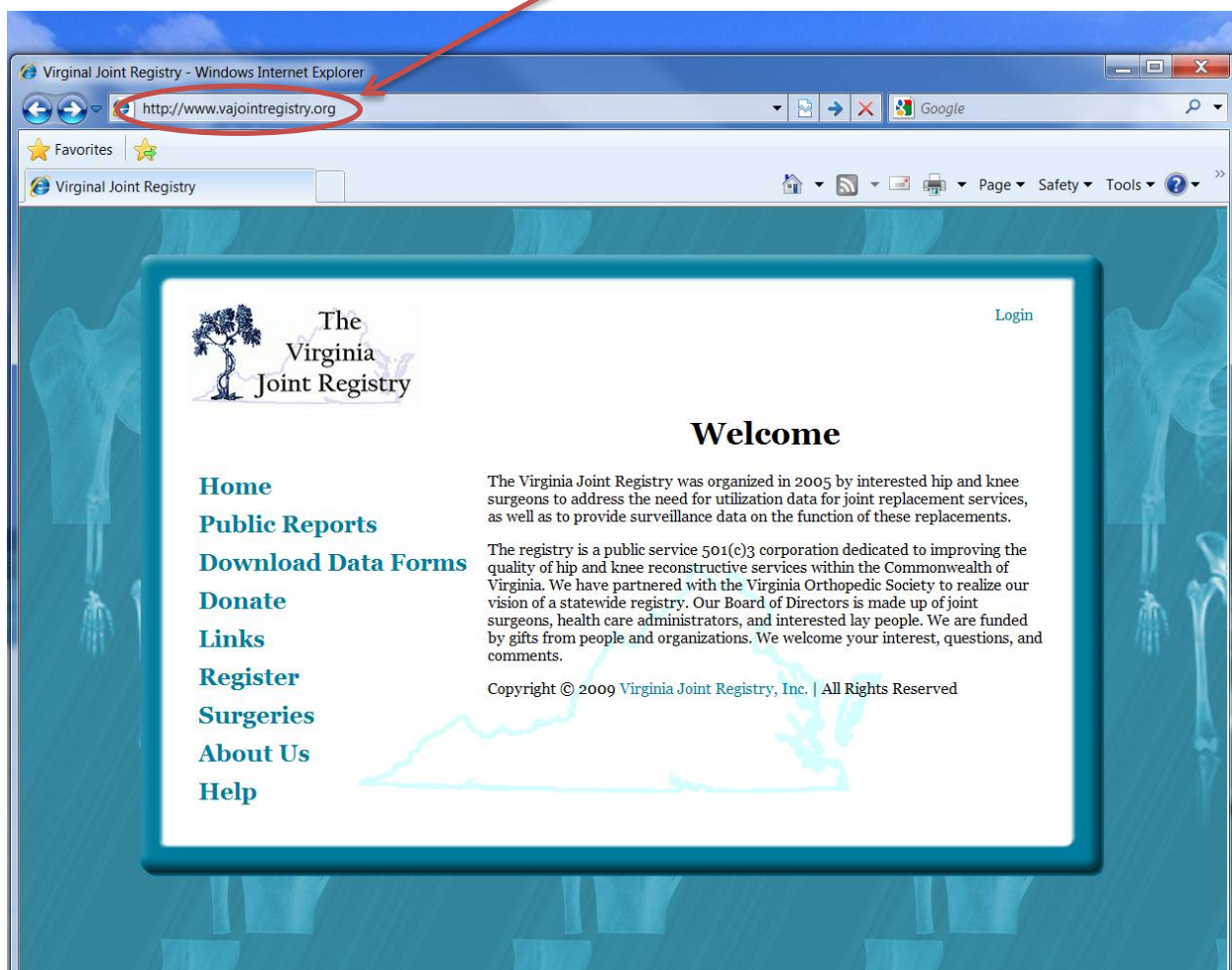




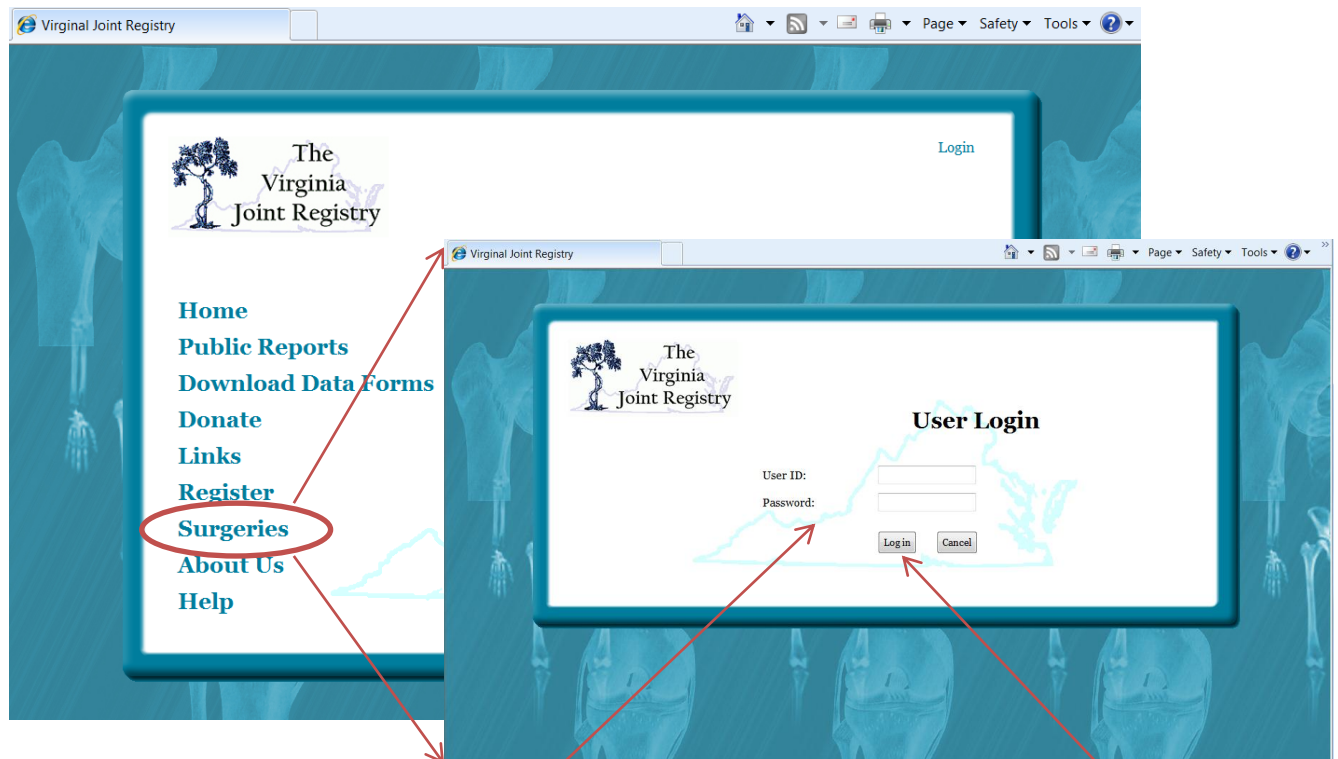
Instructions For Adding New Patient Data

You can access the Virginia Joint Registry web site using any web browser with Internet access. Copy this link and paste it into the URL address area of your browser:

<http://www.vajointregistry.org>



From the menu on the left side of your screen, select [Surgeries](#). This will bring you to the [User Login](#) screen.

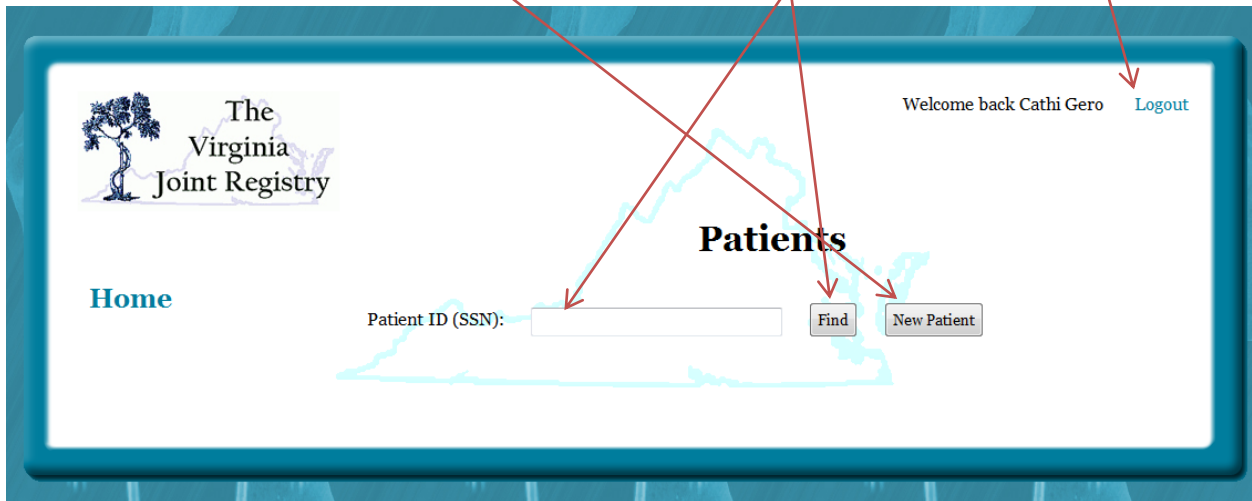


Use the [User ID](#) and [Password](#) provided to you by the project coordinator. Select [Login](#).

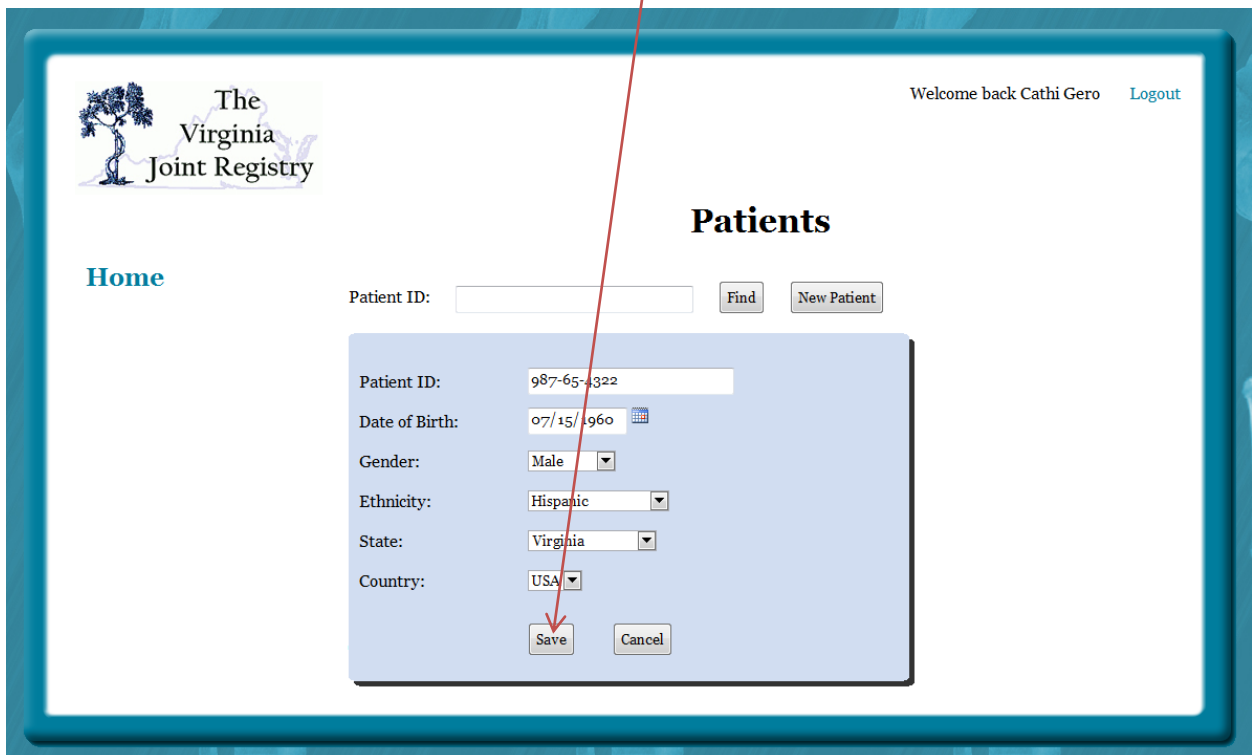
If you do not have, or do not know your login information, contact your Project Coordinator:

Bill Helton
Virginia Joint Registry Coordinator
9000 Stony Point Parkway
Richmond, Virginia 23235
phone: 804.228.4155
register@vajointregistry.org

To add a Patient, select [New Patient](#). (You can also [Find](#) an existing Patient or [Logout](#))



Fill in the New Patient information, then select [Save](#).



Next, to add a new Surgery, select [New Surgery](#).

The screenshot displays the 'Patients' management interface of The Virginia Joint Registry. At the top left is the logo for 'The Virginia Joint Registry'. At the top right, it says 'Welcome back Cathi Gero' with a 'Logout' link. The main heading is 'Patients'. Below this, there is a search area with a 'Patient ID:' label, an input field, a 'Find' button, and a 'New Patient' button. A light blue modal window is open, showing a patient record for ID '987-65-4322'. The record includes fields for 'Date of Birth' (07/15/1960), 'Gender' (Male), 'Ethnicity' (Hispanic), 'State' (Virginia), and 'Country' (USA). At the bottom of the modal are 'Save', 'Cancel', and 'Delete' buttons. A red message 'Patient Saved' is visible below the 'Save' button. A red arrow points from the 'New Surgery' button at the bottom of the page to the 'New Patient' button in the search area.

Home

Patient ID: Find New Patient

Patient ID: 987-65-4322

Date of Birth: 07/15/1960

Gender: Male

Ethnicity: Hispanic

State: Virginia

Country: USA

Save Cancel Delete

Patient Saved

New Surgery

Fill in the Surgery information, then select [Save](#).

The screenshot shows a form for entering surgery information. Red arrows point from a callout box to several dropdown menus: 'Diagnosis (ICD-10)', 'Type', 'Side', 'Procedure Performed (CPT-4)', 'Complications', 'Complications Post Op', 'Revision Reason', and 'Lower Extremity Activity Scale'. The 'Date of Surgery' field is populated with '07/27/2011'. At the bottom, there are three buttons: 'Patient', 'Save', and 'Cancel'.

Institution:

NPI Number:

Please type part of the hospital name and then select the hospital from the menu (with mouse, tab or return). If the hospital is not in the list or has an incorrect NPI, please type the complete hospital name or NPI and [send us an email](#) letting us know.

Surgeon:

NPI Number:

Please type part of the surgeon's name and then select the surgeon's name from the menu (with mouse, tab or return). If the surgeon is not in the list, type the surgeon's name or VJR username and [send us an email](#) letting us know.

Date of Surgery: 07/27/2011

Diagnosis (ICD-10):

Height (inches):

Weight (lbs):

Type:

Side:

Procedure Performed (CPT-4):

Complications:

Complications Post Op:

Revision Reason:

Lower Extremity Activity Scale:

Use **pull down boxes** to assist with selecting entries.

To go back to Patient Information, select [Patient](#)

Once [Save](#) is selected, an option box will appear for you to [Add Components](#)

The screenshot shows the same form after the 'Save' button has been clicked. A red message 'Surgery Saved' is displayed at the bottom. The 'Add Component' button is highlighted with a red arrow. The form fields are populated with the following values:

Surgeon: Dr. Alan Michaels

NPI Number: 987654321

Please type part of the surgeon's name and then select the surgeon's name from the menu (with mouse, tab or return). If the surgeon is not in the list, type the surgeon's name or VJR username and [send us an email](#) letting us know.

Date of Surgery: 07/27/2011

Diagnosis (ICD-10): S73.0 - Dislocation of hip

Height (inches): 68.50

Weight (lbs): 175.00

Type: Primary

Side: Right

Procedure Performed (CPT-4): 27132 - Conversion of previous surgery to Total Hip Replacement

Complications: Nerve Injury

Complications Post Op: Infection

Revision Reason: Other

Lower Extremity Activity Scale: Up and about at will. Participate in relaxed physical activity 2-3 times per week

Surgery Saved

On this page, fill in data pertaining to the Component.

The Virginia Joint Registry

Component

Home

Type:

Manufacturer:

Catalog Number:

Lot Number:

Cement Type:

Cement Antibiotic:

Click [Save](#) when complete.

For additional components to be added for this surgery, select [Surgery](#), then add another component as above.

When finished, you may return to [Patient](#) or the [Home](#) Page.

The Virginia Joint Registry

Welcome back

Component

Home

Type:

Manufacturer:

Catalog Number:

Lot Number:

Cement Type:

Cement Antibiotic:

Component Saved

If you have any questions or concerns, please contact the project coordinator:

Bill Helton
Virginia Joint Registry Coordinator
9000 Stony Point Parkway
Richmond, Virginia 23235
phone: 804.228.4155
register@vajointregistry.org

Copyright © 2009 [Virginia Joint Registry, Inc.](#) | All Rights Reserved